



Name : ..... Class : .....

### Data and Graphs




		X	X
X		X	X
X	X	X	X



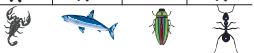
**a**

			X
		X	X
X	X	X	X
X	X	X	X




**b**

			X
			X
X		X	X
X	X	X	X




**c**

1) Which graph correctly represents the contents of the rectangle above ?




			X
X		X	X
X	X	X	X




**a**

			X
	X	X	X
X	X	X	X




**b**


		X	X
	X	X	X
X	X	X	X



**c**

2) Which graph correctly represents the contents of the rectangle above ?



3) Plot the graph based on the number of objects in the rectangle.